



PRODUCT/PROCESS CHANGE NOTIFICATION

PCN APG-ABD/14/8514
Dated 06 Jun 2014

**Matrix lead-frame: Additional lead-frame option
implementation on VIPower products housed in DPAK package**

Table 1. Change Implementation Schedule

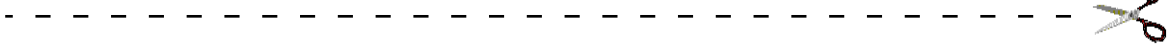
Forecasted implementation date for change	26-Jul-2014
Forecasted availability date of samples for customer	02-Jun-2014
Forecasted date for STMicroelectronics change Qualification Plan results availability	26-Jul-2014
Estimated date of changed product first shipment	26-Jul-2014

Table 2. Change Identification

Product Identification (Product Family/Commercial Product)	see list
Type of change	Package assembly material change
Reason for change	Product Line Optimization
Description of the change	We are going to implement the matrix lead-frame on VIPower products housed in DPAK package as additional lead-frame option. No other material have been changed.
Change Product Identification	Dedicated Finished-Good
Manufacturing Location(s)	

Table 3. List of Attachments

Customer Part numbers list	
Qualification Plan results	



Customer Acknowledgement of Receipt		PCN APG-ABD/14/8514
Please sign and return to STMicroelectronics Sales Office		Dated 06 Jun 2014
<input type="checkbox"/> Qualification Plan Denied <input type="checkbox"/> Qualification Plan Approved <input type="checkbox"/> Change Denied <input type="checkbox"/> Change Approved	Name:	
	Title:	
	Company:	
	Date:	
	Signature:	
Remark		

DOCUMENT APPROVAL

Name	Function
Nicoloso, Riccardo	Marketing Manager
Liporace, Nicola	Product Manager
Minerva, Francesco	Q.A. Manager

Matrix lead-frame: Additional lead-frame option implementation on VIPower products housed in DPAK package.

WHAT:

We are going to implement the matrix lead-frame on VIPower products housed in DPAK package as additional lead-frame option. No other material have been changed.

Item	Current	New
Molding Compound	SUMITOMO EME7026	SUMITOMO EME7026
Die Attach	Preform Pb/Ag/Sn	Preform Pb/Ag/Sn
Bonding wire	Al 7 mils, 10 mils	Al 7 mils, 10 mils
LeadFrame	Standard	Matrix
Lead-plating	Sn 100%	Sn 100%

WHY:

Product Line Optimization

HOW:

See enclosed qualification plan and lead-frames comparison




WHEN:

- Qualification Completion within wk30-2014
- Implementation, upon Customer agreement, from wk30-2014 onward
- Sample will be available on request

See below list of products involved

LINE	PRODUCT
V49Y	VND7N04-E
V49Y	VND7N04TR-E
VN28	VND10N06-E
VN28	VND10N06TR-E
VN49	VND5N07-E
VN49	VND5N07TR-E
VN58	VN1160-E
VN58	VN1160C-E
VN58	VN1160CTR-E
VN58	VN1160CTR-E
VN58	VN1160TR-E
VN78	VND14NV04-E
VN78	VND14NV04TR-E
VN79	VND7NV04-E
VN79	VND7NV04TR-E
VN84	VND3NV04-E
VN84	VND3NV04TR-E

DPAK FRAME COMPARISON



DPAK Matrix Frame Introduction

Revision history			
Rev.	Date of Release	Author	Changes description
0.1	May 26, 2014	A.Marmoni - APG Q&R Catania	Creation

Table of contents		
Section	Pag	Content
1	3	Reliability evaluations overview
2	4	Reliability qualification plan

- 1. Reliability evaluations overview

Aim of this qualification plan is to describe the reliability job that will be done according to **AEC_Q100 Rev.G** specification to release in production the Matrix Frame for package DPAK instead of the Standard one. No change will occur between the two frames neither in the material nor in the dimension. The impacted products are the VIPower devices designed in M02 and M03 technologies, here below the chosen test vehicles:

General information				
Commercial Product	VND14NV04-E	VND7NV04-E	VND3NV04-E	VND5N07-E
Product Line	VN78	VN79	VN84	VN49
Wafer fab information				
Silicon process technology	VIPower M03	VIPower M03	VIPower M03	VIPower M02
Die size (mm2)	8.99	5.41	3.80	6.69
Die finishing front side	SiN			
Die finishing back side	Ti-Ni-Au			
Metal levels / materials	1 level /AlSiCu (3.0 μm)			
Assembly information				
Assembly plant location	ST Shenzhen (China)			
Package	DPAK			
Molding compound	Sumitomo EME7026			
Die attach material	Preform Pb/Ag/Sn 95.5/2.5/2			
Wires bonding materials/diameters	Al 7mils + Al 10mils			Al 7mils

The qualification will follow the path described here below:

Test group as per AEC-Q100 Rev.G		To be performed (Y/N)	Comment
A	Accelerated Environment Stress	Y	Completion wk30-2014
B	Accelerated Lifetime Simulation	N	
C	Package Assembly Integrity	Y	Completion wk30-2014
D	Die Fabrication Reliability	N	
E	Electrical Verification	N	
F	Defect Screening	N	To be implemented starting from first production lot
G	Cavity Package Integrity	N	N/A: not for plastic packaged devices

See details per each test group in section 2 of this report.

- 2. Reliability qualification plan

Test group A: Accelerated Environment Stress					
AEC #	Test Name	STM Test Conditions	Sample Size/Lots	Results Fails/SS/Lots	Comments
A1	PC Pre Cond	- Preconditioning according to Jecdec JESD22-A113F including 5 Temperature Cycling Ta=-40°C/+60°C - Reflow according to level 3 Jecdec JSTD020D-1 - 100 Temperature Cycling Ta=-50°C/+150°C	Before AC, TC, PTC		
A2	THB Temp Humidity Bias	Ta=85°C, RH=85%, Vcc=24V for 1000 hours	-	-	Not Applicable
A3	AC Autoclave	ENV. SEQ. Enviromental Sequence TC (Ta=-65°C / +150°C for 100 cycles) + AC (Ta=121°C, Pa=2atm for 96 hours)	77/4		1 Lot each TV
A4	TC Temp. Cycling	Ta=-65°C / +150°C for 500 cycles	77/4		1 Lot each TV
A5	PTC Power Temp. Cycling	Ta=-40°C / +125°C for 1000 cycles.	45/1		Only for VND14NV04-E as worst case product having max die size
A6	HTSL High Temp. Storage Life	Ta=150°C for 1000 hours.	-	-	Not Applicable

Test group B: Accelerated Lifetime Simulation					
AEC #	Test Name	STM Test Conditions	Sample Size/Lots	Results Fails/SS/Lots	Comments
B1	HTOL High Temp. Op. Life	Bias Dynamic stress (JESD22-A108): Ta=125°C, Vcc=28V for 1000 hours	-	-	Not Applicable
B2	ELFR Early Life Failure Rate	Parts submitted to HTOL per JESD22-A108 requirements; GRADE 1: 24 hours at 150°C	-	-	Not Applicable
B3	EDR Endurance Data Retention	Only for memory devices	-	-	Not Applicable

Test group C: Package Assembly Integrity					
AEC #	Test Name	STM Test Conditions	Sample Size/Lots	Results Fails/SS/Lots	Comments
C1	WBS Wire Bond Shear		30 bonds /minimum 5 units/1 lot		1 Lot each TV
C2	WBP Wire Bond Pull		30 bonds /minimum 5 units/1 lot		1 Lot each TV
C3	SD Solderability		15/4		1 Lot each TV
C4	PD Physical Dimensions		10/4		1 Lot each TV
C5	SBS Solder Ball Shear	Only for BGA package	-	-	Not Applicable
C6	LI Lead Integrity	Not required for Surface Mount Devices	-	-	Not Applicable

Test group D: Die Fabrication Reliability					
AEC #	Test Name	STM Test Conditions	Sample Size/Lots	Results Fails/SS/Lots	Comments
D1	EM Electromigration		-	-	Not Applicable
D2	TDDB Time Dependent Dielectric Breakdown		-	-	Not Applicable
D3	HCI Hot Carrier Injection		-	-	Not Applicable
D4	NBTI Negative Bias Temperature Instability		-	-	Not Applicable
D5	SM Stress Migration		-	-	Not Applicable

Test group E: Electrical Verification					
AEC #	Test Name	STM Test Conditions	Sample Size/ Lots	Results Fails/SS/Lots	Comments
E2	ESD HBM / MM		-	-	Not Applicable
E3	ESD CDM		-	-	Not Applicable
E4	LU Latch-Up		-	-	Not Applicable
E5	ED Electrical Distributions		-	-	Not Applicable
E7	CHAR Characterization		-	-	Not Applicable
E8	GL Gate Leakage		-	-	Not Applicable
E9	EMC Electromagnetic Compatibility		-	-	Not Applicable
E10	SC Short Circuit Characterization	According to AEC-Q100-012	10/3	Not requested	

Test group F: Defects Screening Tests					
AEC #	Test Name	STM Test Conditions	Sample Size/ Lots	Results Fails/SS/Lots	Comments
F1	PAT Process Average Testing		To be implemented starting from first production lot		
F2	SBA Statistical Bin/Yield Analysis				

Test group G: Cavity Package Integrity Tests					
AEC #	Test Name	STM Test Conditions	Sample Size/ Lots	Results Fails/SS/Lots	Comments
G1	MS Mechanical Shock				
G2	VFV Variable Frequency Vibration				
G3	CA Constant Acceleration				
G4	GFL Gross/Fine Leak				
G5	DROP Package Drop				
G6	LT Lid Torque				
G7	DS Die Shear				
G8	IWV Internal Water Vapor				

Not applicable: not for plastic packaged devices

Please Read Carefully:

Information in this document is provided solely in connection with ST products. STMicroelectronics NV and its subsidiaries ("ST") reserve the right to make changes, corrections, modifications or improvements, to this document, and the products and services described herein at any time, without notice.

All ST products are sold pursuant to ST's terms and conditions of sale.

Purchasers are solely responsible for the choice, selection and use of the ST products and services described herein, and ST assumes no liability whatsoever relating to the choice, selection or use of the ST products and services described herein.

No license, express or implied, by estoppel or otherwise, to any intellectual property rights is granted under this document. If any part of this document refers to any third party products or services it shall not be deemed a license grant by ST for the use of such third party products or services, or any intellectual property contained therein or considered as a warranty covering the use in any manner whatsoever of such third party products or services or any intellectual property contained therein.

UNLESS OTHERWISE SET FORTH IN ST'S TERMS AND CONDITIONS OF SALE ST DISCLAIMS ANY EXPRESS OR IMPLIED WARRANTY WITH RESPECT TO THE USE AND/OR SALE OF ST PRODUCTS INCLUDING WITHOUT LIMITATION IMPLIED WARRANTIES OF MERCHANTABILITY, FITNESS FOR A PARTICULAR PURPOSE (AND THEIR EQUIVALENTS UNDER THE LAWS OF ANY JURISDICTION), OR INFRINGEMENT OF ANY PATENT, COPYRIGHT OR OTHER INTELLECTUAL PROPERTY RIGHT.

ST PRODUCTS ARE NOT DESIGNED OR AUTHORIZED FOR USE IN: (A) SAFETY CRITICAL APPLICATIONS SUCH AS LIFE SUPPORTING, ACTIVE IMPLANTED DEVICES OR SYSTEMS WITH PRODUCT FUNCTIONAL SAFETY REQUIREMENTS; (B) AERONAUTIC APPLICATIONS; (C) AUTOMOTIVE APPLICATIONS OR ENVIRONMENTS, AND/OR (D) AEROSPACE APPLICATIONS OR ENVIRONMENTS. WHERE ST PRODUCTS ARE NOT DESIGNED FOR SUCH USE, THE PURCHASER SHALL USE PRODUCTS AT PURCHASER'S SOLE RISK, EVEN IF ST HAS BEEN INFORMED IN WRITING OF SUCH USAGE, UNLESS A PRODUCT IS EXPRESSLY DESIGNATED BY ST AS BEING INTENDED FOR "AUTOMOTIVE, AUTOMOTIVE SAFETY OR MEDICAL" INDUSTRY DOMAINS ACCORDING TO ST PRODUCT DESIGN SPECIFICATIONS. PRODUCTS FORMALLY ESCC, QML OR JAN QUALIFIED ARE DEEMED SUITABLE FOR USE IN AEROSPACE BY THE CORRESPONDING GOVERNMENTAL AGENCY.

RESTRICTIONS OF USE AND CONFIDENTIALITY OBLIGATIONS:

THIS DOCUMENT AND ITS ANNEXES CONTAIN ST PROPRIETARY AND CONFIDENTIAL INFORMATION. THE DISCLOSURE, DISTRIBUTION, PUBLICATION OF WHATSOEVER NATURE OR USE FOR ANY OTHER PURPOSE THAN PROVIDED IN THIS DOCUMENT OF ANY INFORMATION CONTAINED IN THIS DOCUMENT AND ITS ANNEXES IS SUBMITTED TO ST PRIOR EXPRESS AUTHORIZATION. ANY UNAUTHORIZED REVIEW, USE, DISCLOSURE OR DISTRIBUTION OF SUCH INFORMATION IS EXPRESSLY PROHIBITED.

Resale of ST products with provisions different from the statements and/or technical features set forth in this document shall immediately void any warranty granted by ST for the ST product or service described herein and shall not create or extend in any manner whatsoever, any liability of ST.

ST and the ST logo are trademarks or registered trademarks of ST in various countries.

Information in this document supersedes and replaces all information previously supplied.

The ST logo is a registered trademark of STMicroelectronics. All other names are the property of their respective owners

© 2014 STMicroelectronics - All rights reserved.

STMicroelectronics group of companies

Australia - Belgium - Brazil - Canada - China - Czech Republic - Finland - France - Germany - Hong Kong - India - Israel - Italy - Japan - Malaysia - Malta - Morocco - Philippines - Singapore - Spain - Sweden - Switzerland - United Kingdom - United States of America

www.st.com

